


mCherry-fused  
methyl-CpG-binding  
domain (MBD)

Long-term time-lapse imaging  
of a live mouse embryo



Differential interference  
contrast (DIC)

## Precise Live Cell Imaging

Designed for precise live-cell imaging, the IXplore Live microscope system uses accurate device control to reduce photobleaching and enhance cell viability for physiologically relevant data.

[www.olympus-lifescience.com/ixplore-live](http://www.olympus-lifescience.com/ixplore-live)



# IXplore Live

Microscope System  
Precise live-cell imaging

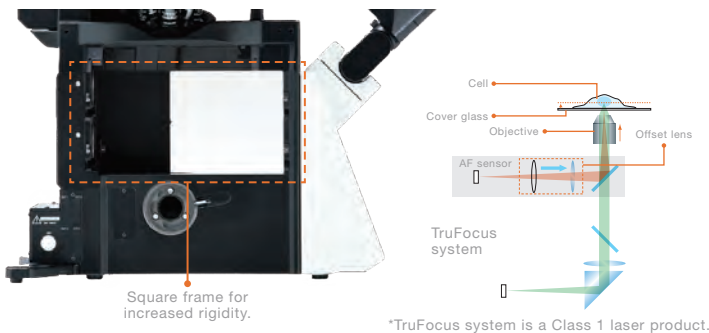
Incubation system



## Meeting the Needs of Live Samples

CO2 incubation system\* maintains cell health over several days, enabling more reliable time-lapse observations.

\*Third-party products.



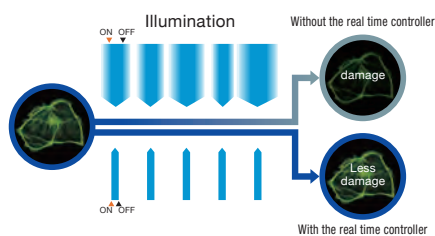

### ▶ Hardware Stability

The square frame architecture and focus drive design of the IXplore system enhance rigidity and reduce the impact of vibration and temperature. This design, combined with the Olympus IX3-SSU ultrasonic stage and TruFocus system, facilitates reliable time-lapse and multipoint imaging by maintaining the desired position along the X, Y, and Z axes.

TRU<sup>FOCUS</sup>

### Live-Cell Imaging

The optional Olympus silicone oil immersion objectives provide a close refractive index match to that of living tissue, enabling optimal time-lapse imaging of live cells.



### ▶ Microsecond Accuracy Device Control

The Olympus Real-Time Controller provides faster and more accurate device control than that of standard USB controllers. This improves the speed and safety of live cell work by coordinating filter wheels, shutters, LED light sources, and cameras to significantly reduce latencies and phototoxicity.

Your Science Matters

[www.olympus-lifescience.com/ixplore-live](http://www.olympus-lifescience.com/ixplore-live)

- OLYMPUS CORPORATION is ISO14001 certified.
- OLYMPUS CORPORATION is ISO9001 certified.
- Illumination devices for microscope have suggested lifetimes. Periodic inspections are required. Please visit our website for details.

- All company and product names are registered trademarks and/or trademarks of their respective owners.
- Images on the PC monitors are simulated.
- Specifications and appearances are subject to change without any notice or obligation on the part of the manufacturer.

**OLYMPUS**

OLYMPUS CORPORATION  
Shinjuku Monolith, 2-3-1 Nishi-Shinjuku, Shinjuku-ku, Tokyo 163-0914, Japan

Printed in Japan N8600911-112020